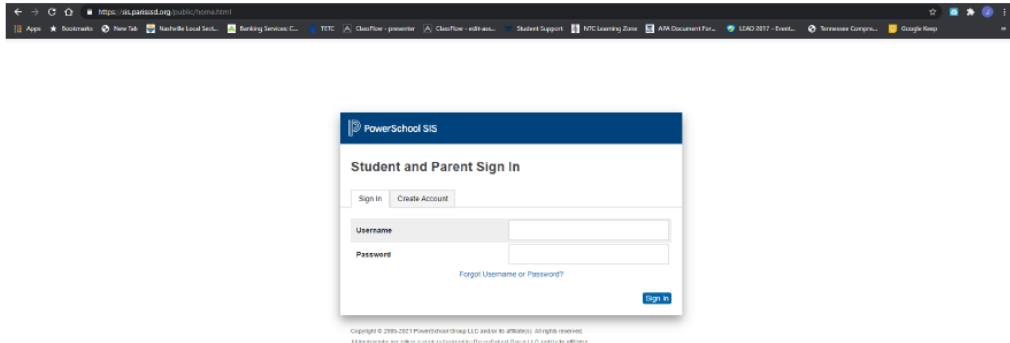


PSSD Registration Instructions For Parents/Guardians with Parent Portal Accounts



Step 1: Navigate to <https://sis.parisssd.org/public>

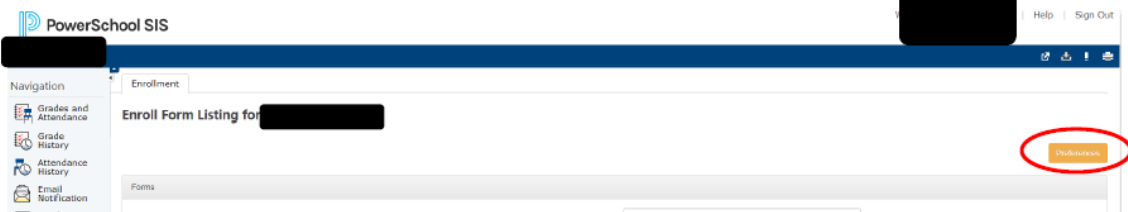


Sign into your account

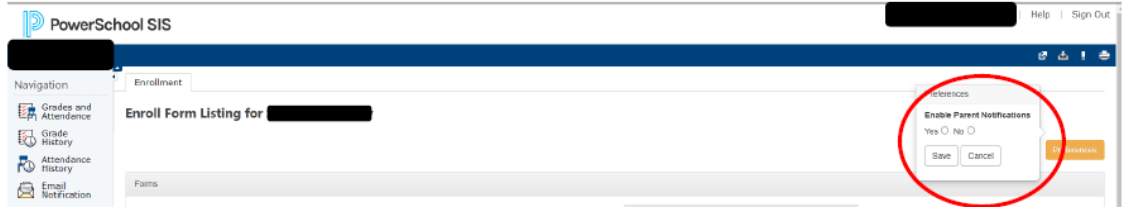
Step 2: Click on the forms tab

A screenshot of the PowerSchool SIS "Grades and Attendance" page. The page title is "Grades and Attendance: [redacted]". There are two tabs: "Grades and Attendance" (selected) and "Standard Grades". The main content area is divided into two sections: "Attendance By Class" and "Attendance By Day". The "Attendance By Class" section shows a table with columns for "Exp", "Last Week", "This Week", "Course", "Absences", and "Tardies". The "Attendance By Day" section shows a table with columns for "Last Week", "This Week", "Absences", and "Tardies". The "Forms" tab in the left navigation menu is circled in red. The "Legend" section at the bottom shows "Attendance Codes:".

Step 3: Configure your preferences, click on the preferences button enable or disable notifications.



If you want to be notified of changes or completion of forms, click yes. If you do not want to be informed of changes or completion of forms click no.



Step 4: Open each form by clicking on the link. Review all the information for each form and submit when completed.

Status	Form Name	Form Description	Category	Last Entry
Empty	Change of Address		All Students	
Empty	Contact Information Update		All Students	
Empty	Device Use Agreement		All Students	
Empty	Emergency Contacts	Emergency Contacts	All Students	
Empty	Guardian Information Update		All Students	
Empty	Health Information		All Students	
Empty	Home Address		All Students	
Empty	Legal Guardian		All Students	
Empty	Medication Authorization		All Students	
Empty	Permissions/Agreements		All Students	
Empty	Student Demographics		All Students	
Empty	Student Information Update		All Students	
Empty	Student Services History		All Students	
Empty	Transportation	Request bus transportation to/from school for your child	All Students	
All students				
Status	Form Name	Form Description	Category	Last Entry
Empty	Student Contacts		All students	
New Student				
Status	Form Name	Form Description	Category	Last Entry
Empty	Home Language Survey	A student is to complete one time in their educational career	New Student	

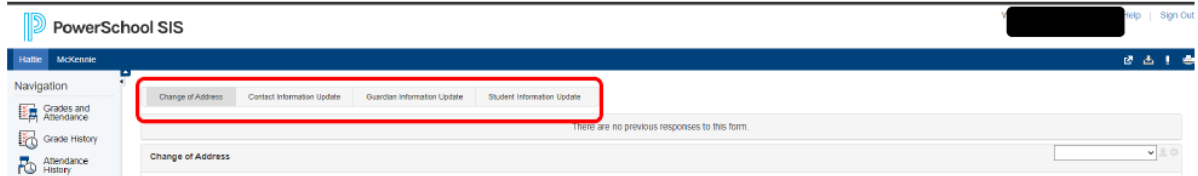
You can check your progress by the bars on the right, as you compete the forms the red bar will start turning green.

All Students				Last Entry
Status	Form Name	Form Description	Category	
Empty	Change of Address		All Students	
Empty	Contact Information Update		All Students	
Empty	Device Use Agreement		All Students	
Empty	Emergency Contacts	Emergency Contacts	All Students	
Empty	Guardian Information Update		All Students	
Empty	Health Information		All Students	
Empty	Home Address		All Students	
Empty	Legal Guardian		All Students	
Empty	Medication Authorization		All Students	
Empty	Permissions/Agreements		All Students	
Empty	Student Demographics		All Students	
Empty	Student Information Update		All Students	
Empty	Student Services History		All Students	
Empty	Transportation	Request bus transportation to/from school for your child	All Students	


All students				Last Entry
Status	Form Name	Form Description	Category	
Empty	Student Contacts		All students	

New Student				Last Entry
Status	Form Name	Form Description	Category	
Empty	Home Language Survey	A student is to complete one time in their educational career	New Student	

Once a form is open, you can move between forms using the tabs on the top of the page



At the bottom of the form please click Save for Later if you need to come back to the form or Submit when the form is complete:



If you have questions about completing the forms, please reach out to Dian Edwards at (731) 642-9322 extension 5 or Joey Brush at (731) 642-9322 extension 3.